



CARLSON SCHOOL
OF MANAGEMENT

UNIVERSITY OF MINNESOTA

PART-TIME MASTER OF BUSINESS ADMINISTRATION

EMPLOYMENT REPORT **2020**



LETTER FROM THE DIRECTOR



MAGGIE TOMAS

Director
Graduate Business Career Center
mtomas@umn.edu

Greetings from the Graduate Business Career Center,

It is my pleasure to share the 2020 Employment Report for our graduate business students here at the Carlson School of Management. What a year 2020 has been for all of us. This pandemic and year of uncertainty has forced our office to adapt and change quickly. Across industries we have seen changes in the way we work and how we hire and onboard. We have been forced to look at our services and events and ask ourselves to work harder and do better to demand inclusivity. I cannot tell you how much we have appreciated the flexibility of our employer partners and our students during this time. With such a spirit of adaptability, positivity, and collaboration we have been able to provide excellent virtual events that continue to connect our employers to our students. Thank you for being so supportive along the way.

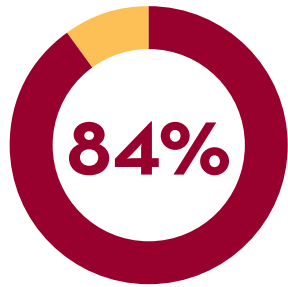
We are so pleased to report that despite the challenges introduced in 2020 we still saw excellent employment percentages for our graduate students across our MBA, MSBA, MHRIR, and MSF programs. Average starting base salaries were steady year over year and some programs saw slight increases. The majority of these offers (50-75%, depending on program) came from engagement with our office. As more students are looking at quality of life when they assess offers, they come to us with questions about benefit packages. This is the second year since we started tracking vacation/paid time off, and we saw an average of 3.5 weeks PTO across companies and industries.

The GBCC held over 855 employer meetings, hosted 136 companies, and organized 174 events across 9 programs during the past year. Our coaches managed over 4,400 coaching appointments and delivered dozens of workshops. We strive to not only prepare our students well, but also deliver excellent customer service to our company partners. As one recruiter remarked, “[Our team] commented multiple times throughout the day on how well taken care of we were by the GBCC. We very much appreciated all of the hospitality, and are always excited to come back on campus to recruit with the GBCC and by the caliber of students from Carlson.”

2020 has truly been a year where our students exemplified business as a force for good. We saw students provide business support to local foodbanks and shelters, partner with arts organizations to help them adapt to changes in delivery due to COVID, and start ventures that provided food to frontline workers. This year has been unexpected and challenging, no doubt. It has also filled me with hope about the generation of business leaders coming out of the Carlson School. I am excited to watch them continue to grow, lead, and give back to our local, national, and global community.

Thank you for your ongoing partnership! Go Maroon & Gold!

PART-TIME MBA - CLASS OF 2020 EMPLOYMENT REPORT



Made a significant
job change

Base Salary*

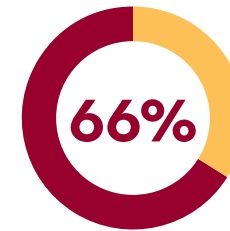
Mean
\$114,749

Range \$42,000 - \$299,000

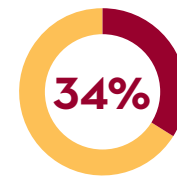
30%

Average Increase in Salary
from program start to
4 months post-grad

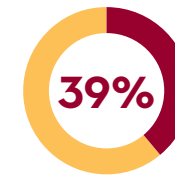
EMPLOYMENT CHANGES WITHIN FOUR MONTHS OF GRADUATION



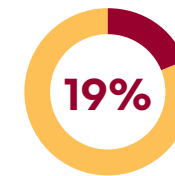
LEVEL



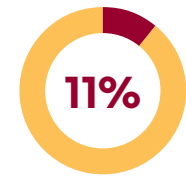
COMPANY



FUNCTION



INDUSTRY



GEOGRAPHY

**Based on useable salary information from 58% of graduates at four months after graduation*

194

GRADUATES

“

My MBA definitely contributed
to me getting this new position,
as well as receiving a promotion.

#13

U.S. NEWS & WORLD REPORT
BEST PART-TIME
MBA PROGRAMS (2021)

PART-TIME MBA - CLASS OF 2020 EMPLOYMENT REPORT

| BY FUNCTION | PERCENT | AVERAGE SALARY |
|---|---------|----------------|
| Finance | 23% | \$112,768 |
| Marketing & Sales | 21% | \$107,630 |
| Operations & Logistics | 21% | \$97,132 |
| General Management | 13% | \$135,615 |
| Information Technology | 7% | \$127,200 |
| Consulting | 7% | \$114,571 |
| Other (incl. Accounting, HR, Medicine, Law) | 8% | \$130,983 |

| BY INDUSTRY | PERCENT | AVERAGE SALARY |
|---|---------|----------------|
| Healthcare | 28% | \$119,504 |
| Manufacturing | 18% | \$125,631 |
| Financial Services | 17% | \$102,765 |
| Technology | 9% | \$149,250 |
| Consumer Goods | 9% | \$116,182 |
| Non-Profit | 5% | \$76,625 |
| Retail | 4% | \$101,265 |
| Consulting | 2% | \$112,000 |
| Energy | 2% | \$107,500 |
| Other (incl. Hospitality, Entertainment, Real Estate, Logistics Services) | 6% | \$116,286 |

“

The immense knowledge and experience that the career coaches bring to the students is just amazing and so very helpful and relevant. The GBCC is an asset that I have gained through my time at Carlson and I find its value in my career now and forever.



COMPANIES THAT HIRED

CARLSON SCHOOL PTMBA STUDENTS



CARLSON SCHOOL
OF MANAGEMENT
UNIVERSITY OF MINNESOTA

- 3M
- ABBOTT
- BOSTON SCIENTIFIC
- CARGILL
- ECOLAB
- GENERAL MILLS
- LAND O' LAKES
- MEDTRONIC
- MINNETRONIX MEDICAL
- RBC WEALTH MANAGEMENT
- TARGET
- TCF FINANCIAL CORPORATION
- THERMO FISHER SCIENTIFIC
- THRIVENT FINANCIAL
- U.S. BANK
- UNITEDHEALTHCARE
- UNIVERSITY OF MINNESOTA
- WELLS FARGO

This report was compiled using MBA CSEA standards with reliable information from 97% of the class.



“
**The GBCC has provided me
with resources to be more
confident and prepared while
applying for jobs.**

