


EMPLOYMENT STATISTICS

2017-2018

FULL-TIME MBA CLASS OF 2018


Base Salary

Mean
\$113,093



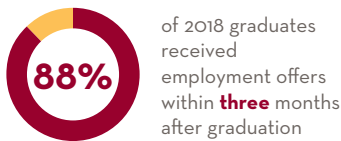
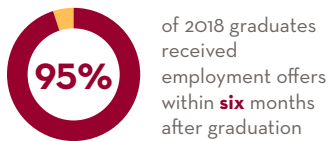
Signing Bonus

Mean
\$25,192



Base salary range by function

Function	Min	Mean	Max
Marketing/Sales	\$72,000	\$106,756	\$145,000
Consulting	\$83,000	\$128,361	\$147,000
Finance/Accounting	\$60,000	\$110,000	\$175,000
General Management	\$110,000	\$112,000	\$114,000
Operations/Logistics	\$52,000	\$85,667	\$105,000

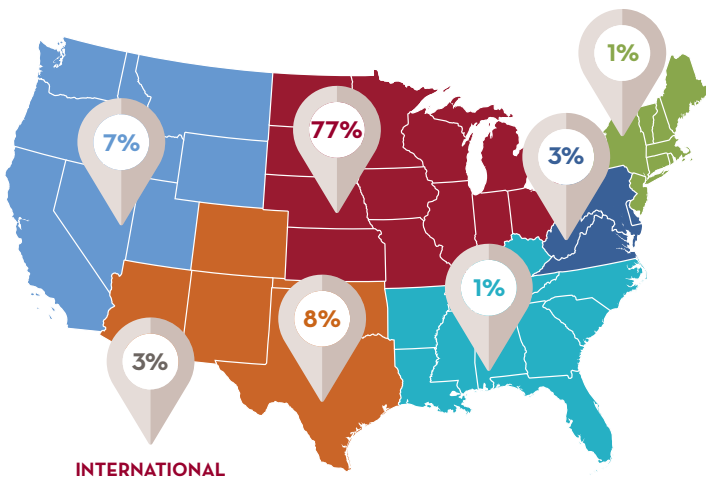


Class of 2019 Internships

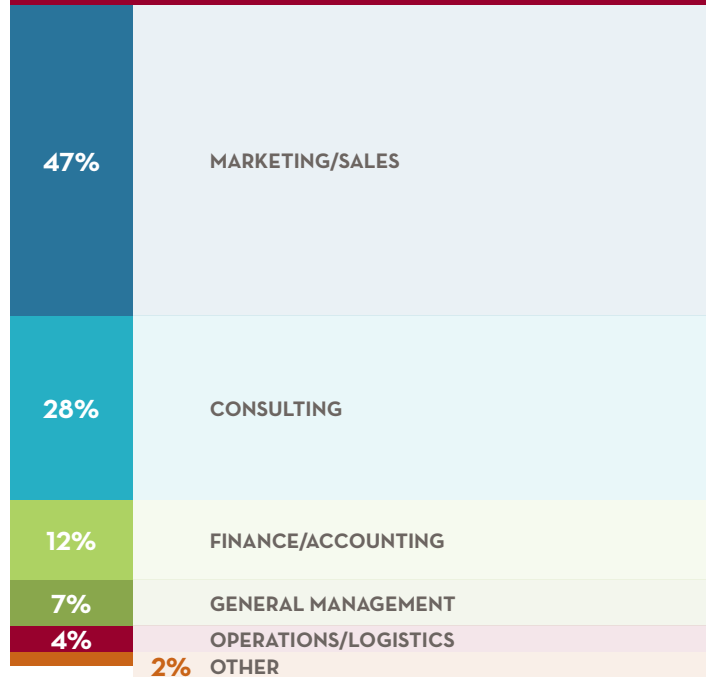
100%
Received internship offers

\$40.21
Average salary

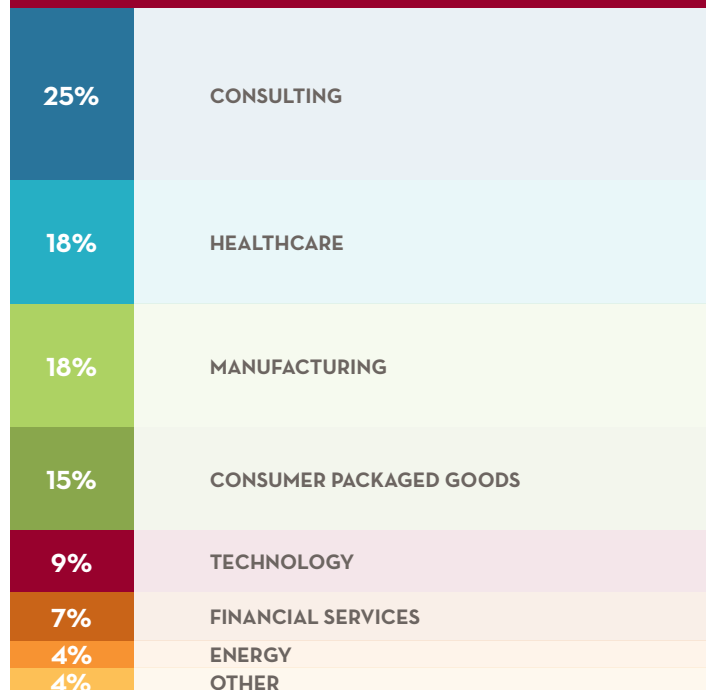
EMPLOYMENT BY REGION



EMPLOYMENT BY FUNCTION



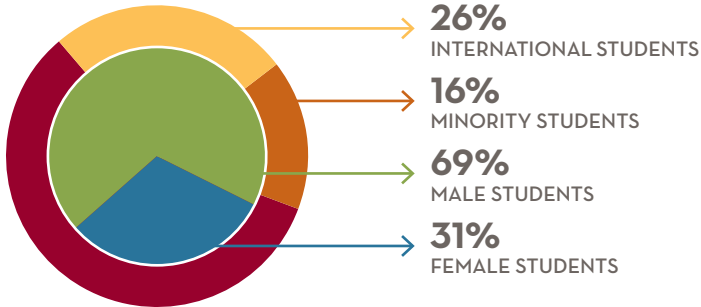
EMPLOYMENT BY INDUSTRY



CLASS PROFILES

FULL-TIME MASTER OF BUSINESS ADMINISTRATION

FULL-TIME MBA CLASS OF 2019

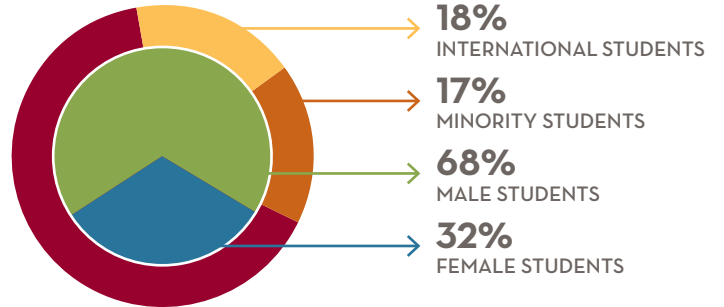


MEDIAN GMAT SCORE **690**

AVERAGE AGE AT MATRICULATION **29**

AVERAGE FULL-TIME WORK EXPERIENCE **4.92 YEARS**

FULL-TIME MBA CLASS OF 2020

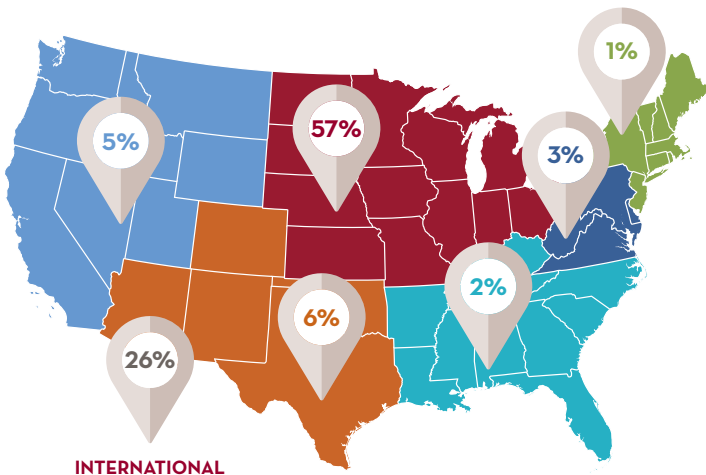


AVERAGE GMAT SCORE **690**

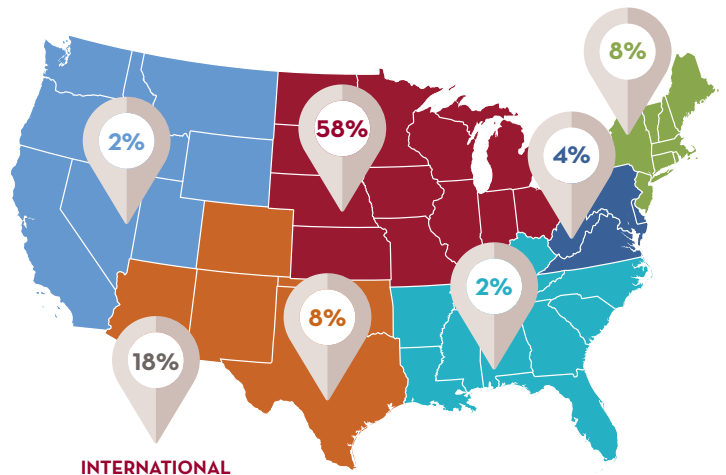
AVERAGE AGE AT MATRICULATION **29**

AVERAGE FULL-TIME WORK EXPERIENCE **4.62 YEARS**

GEOGRAPHIC REPRESENTATION



GEOGRAPHIC REPRESENTATION



CARLSON SCHOOL
OF MANAGEMENT

UNIVERSITY OF MINNESOTA