

INTERNSHIP STATISTICS

2019-2020 INTERNSHIPS

THE CARLSON ADVANTAGE:

Leading organizations count on the Carlson School of Management to shape skilled, knowledgeable, and enthusiastic young professionals who are adaptable, resilient, and well prepared to face the business challenges of tomorrow. When you recruit from the Carlson School, you'll meet exceptional candidates who have not only tackled a rigorous curriculum designed to foster leadership and innovation but have done so in the midst of a global pandemic.

THE CARLSON SCHOOL OFFERS EVERY STUDENT:

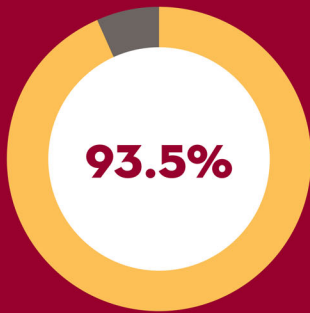
Access to an Innovative Curriculum focused on business fundamentals from year one

Exposure to the Global Business Landscape through a required international experience

A Variety of Options to Study the Wide World of Business with 10 academic major and 12 minor programs to choose from

Opportunities to Partner with Leading Organizations through internships, jobs, and mentorships with an array of *Fortune* 500 companies

Enrichment Activities Beyond the Classroom through 20+ student organizations, case competitions, leadership camps, and experiential learning opportunities



93.5%
OF THE CLASS OF 2020
REPORTED AT LEAST ONE
INTERNSHIP WHILE IN SCHOOL



204
UNIQUE EMPLOYERS HAD
CARLSON SCHOOL INTERNS DURING
2019-2020 ACADEMIC YEAR



\$21.24*

STARTING INTERN SALARY

*includes hourly salaries that were adjusted due to shortened internships from COVID-19 pandemic.

#19

BEST UNDERGRADUATE
BUSINESS PROGRAMS

U.S. News & World Report, 2021

#6

MANAGEMENT INFORMATION
SYSTEMS PROGRAM

U.S. News & World Report, 2021

#23

BEST UNDERGRADUATE
BUSINESS SCHOOL

Poets & Quants, 2020

EMPLOYERS THAT HIRE CARLSON SCHOOL INTERNS

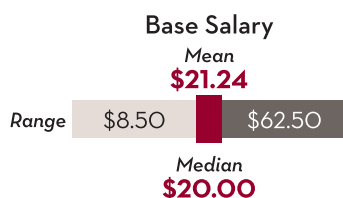
2019-2020 INTERNSHIPS

3M	Advisory	Gild Creative Group	MidAmerican Energy Company	Sezzle
AbleNet	CHS	Global Impex USA	Milliman	Sick Sensor Intelligence
Abroad - CGI Intern Program	City of Brainerd	Global Tax Network	Molex	Solution Tree
Accenture	Clark Construction	Glossika	Motorola Solutions Inc.	South East Como Improvement Association
Advanced Wireless Communications	Clearcover	Goat Consulting	Mount Yale Capital Group	SPS Commerce
Advisor Group	CliftonLarsonAllen	Google	MTS Systems	Stanton Blackwell
Affiance Financial	Cloverfields Capital	Graco	Nestle	Stone Arch Capital
All American Title	CoCard Merchant Services	Grant Thornton	New Market Bank	Target
All Star Financial	Collegis	Halo Investing	Next Electronics LLC	TCF Bank
Allegis Corporation	Collins Aerospace	Happyer	Noah's Ark	TE Connectivity
American Equity Bank	Collins Dale Capital Partners	Harris Associates	Noridian Healthcare Solutions	The Holmes Center for Entrepreneurship
Ameriprise Financial	Compeer Financial	Heartland Realty Investors, Inc.	North Dakota Women's Business Center	The Lukaszewski Group
Anthos Capital	Concordia Languages Villages - Salolampi	Hensel Phelps	Northern Tool+Equipment	The Meritex Company
Aon	Constellation Mutual	Hitachi Capital American Vendor Services	NorthMarq	The Minnesota Daily
Apogee Enterprises Inc.	CQG Inc.	Hometown Bank	Northrop Grumman	The Schwan's Company
Aramark	Cummins	Honeywell	Northwestern Mutual	The Travelers Companies
ArcServe	Daikin	Hormel Foods	Nu-Core Inc.	Thomson Reuters
Ariens Co	Dan Feehan for Congress	HSBC	nVent	TigerRisk Partners LLC
Asset Marketing Services	Delaware North	IBM	One Beacon	TikTok
Baker Tilly	Deloitte	Institute for Organizational Mindfulness	Oneshot Media	TMI Coatings
Bank of America	Digi-Key Corporation	IntelePeer	Optio Rx	U.S. Bank
BDO	Digital River	J.P. Morgan Chase	Organix Solutions	UBS
Bind On-Demand	Direct Supply	Jack Link's	OurFamilyWizard	UMN OIT
BioFerm Energy	Donaldson	Jamf	Ovative	United Health Group/Optum
Bloomberg	eCapital Advisors	John Roberts	Pentair	United States Insurance
Blue Cross and Blue Shield of Minnesota	Ecolab	Keytronic	People Serving People	University of Minnesota
Blue Cross Blue Shield of Nebraska	Edina Morningside Rotary Club	Kim Grant Tennis Academy	Piper Sandler	University Relations
BMO Capital Markets	Elite EXTRA	Kohl's	Polaris	Upkey Virtual Internship Program
Boomerang Laboratories, Inc.	EMC LLC	KPMG	Preventa Medical	US Army Corps of Engineers
Boston Consulting Group (BCG)	Encephalo Investments	Kusske Financial	Procter & Gamble	USDA APHIS
BP	Evercore	Land o'Lakes	Protolabs	Veritas
Bremer Financial Inc.	Exhibits Development Group	Liberty Mutual Insurance	Prudential	Viking Forest Products
Calabrio	EY	Lindale Partners	PTC	Walgreens
Camp Shamineau	Fargo Moorhead RedHawks	Lockton Companies	PwC	Wells Fargo
Cargill	Fathom Advisors - Ameriprise Financial	LOOP	RBC	West Monroe Partners
Cascadia Capital	FDIC	Manifesto Market	Relics Vintage Rentals	Wilson Wolf
Central Minnesota Credit Union	Federal Reserve Bank of Minneapolis	Margaret A. Cargill Philanthropies	Revel Health	Wipfli
Cetera Investors	FiveZero Media	Media Relations, Inc.	RSM	WSB and Associates
Charles Schwab	FT Partners	Medtronic	Safety Signs, Inc.	Xcel Energy
Chartwell Financial	General Mills	Metro Sales	SAP Ariba	Yukon Partners
		MGMT3D	Seagate Technology	zForm, Inc
		Microsoft	Securian Financial	

INTERNSHIP STATISTICS

2019-2020 INTERNSHIPS

2019-2020 INTERNSHIPS



Base salary range by function

Mean

Accounting	\$10.00	\$22.81	\$50.00
Analytics	\$12.00	\$18.77	\$25.00
Consulting	\$15.00	\$27.53	\$62.50
Finance	\$12.00	\$20.46	\$40.00
Finance - Investment Banking	\$18.00	\$31.81	\$40.00
Human Resources	\$13.25	\$18.33	\$28.85
Information Technology	\$15.00	\$22.85	\$32.00
Logistics	\$21.00	\$22.23	\$24.39
Marketing/Sales	\$11.00	\$19.23	\$33.00
Operations/Production	\$12.00	\$18.26	\$22.00
Other	\$15.00	\$20.22	\$35.00

INTERNSHIP BY FUNCTION

23%	FINANCE
17%	MARKETING/SALES
13%	ACCOUNTING
8%	INFORMATION TECHNOLOGY
7%	ANALYTICS
6%	CONSULTING
6%	OPERATIONS/PRODUCTION
5%	NOT REPORTED
4%	FINANCE - INVESTMENT BANKING
4%	HUMAN RESOURCES
3%	OTHER
2%	LOGISTICS
1%	GENERAL MANAGEMENT
1%	ADVERTISING/PUBLIC RELATIONS EDUCATION

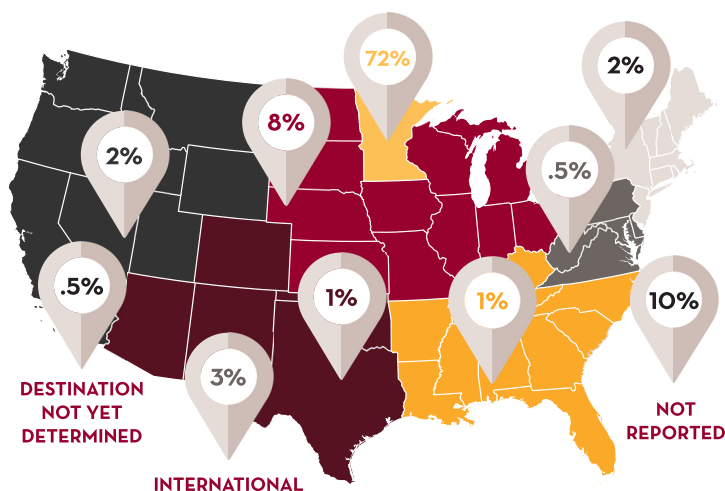
*Functions with less than 1% each.

INTERNSHIP BY INDUSTRY

18%	FINANCIAL SERVICES
11%	MANUFACTURING
10%	ACCOUNTING
10%	HEALTHCARE
7%	TECHNOLOGY/SCIENCE
5%	CONSULTING SERVICES
5%	CONSUMER PACKAGED GOODS
5%	OTHER
5%	RETAIL
4%	FINANCIAL SERVICES - INVESTMENT BANKING
3%	EDUCATION
3%	MEDIA/ENTERTAINMENT
2%	INSURANCE
2%	MARKETING/ADVERTISING/PR
2%	PHARMA/BIOTECH
2%	REAL ESTATE/CONSTRUCTION
1%	ENERGY
1%	GOVERNMENT
1%	NON-PROFIT
1%	SPORTS/LEISURE
2%	AEROSPACE HOSPITALITY TRANSPORTATION/LOGISTICS UNKNOWN

*Industry with less than 1% each.

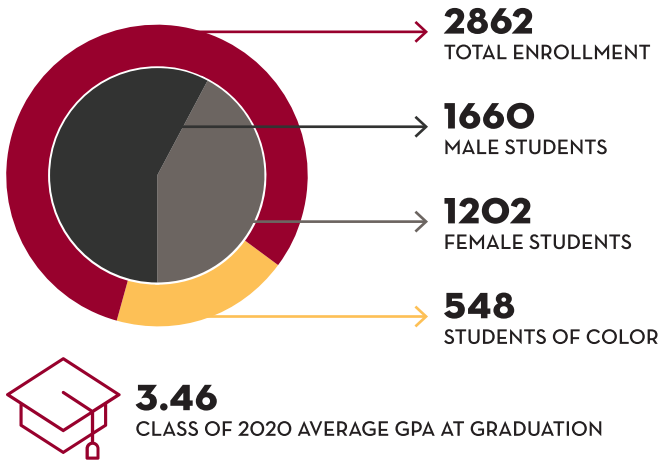
INTERNSHIP BY REGION



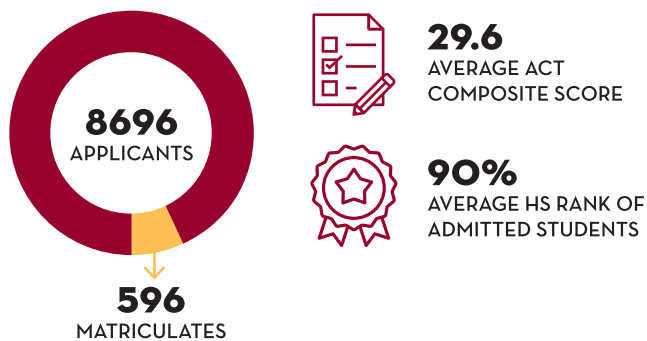
INTERNSHIP STATISTICS

2019-2020 INTERNSHIPS

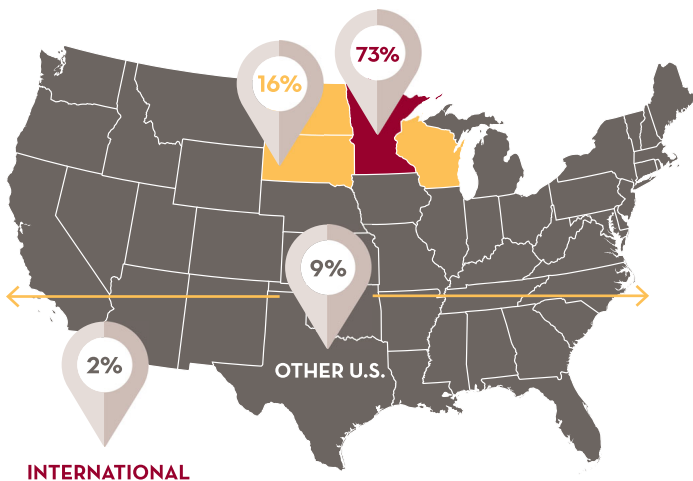
2019-2020 ACADEMIC YEAR



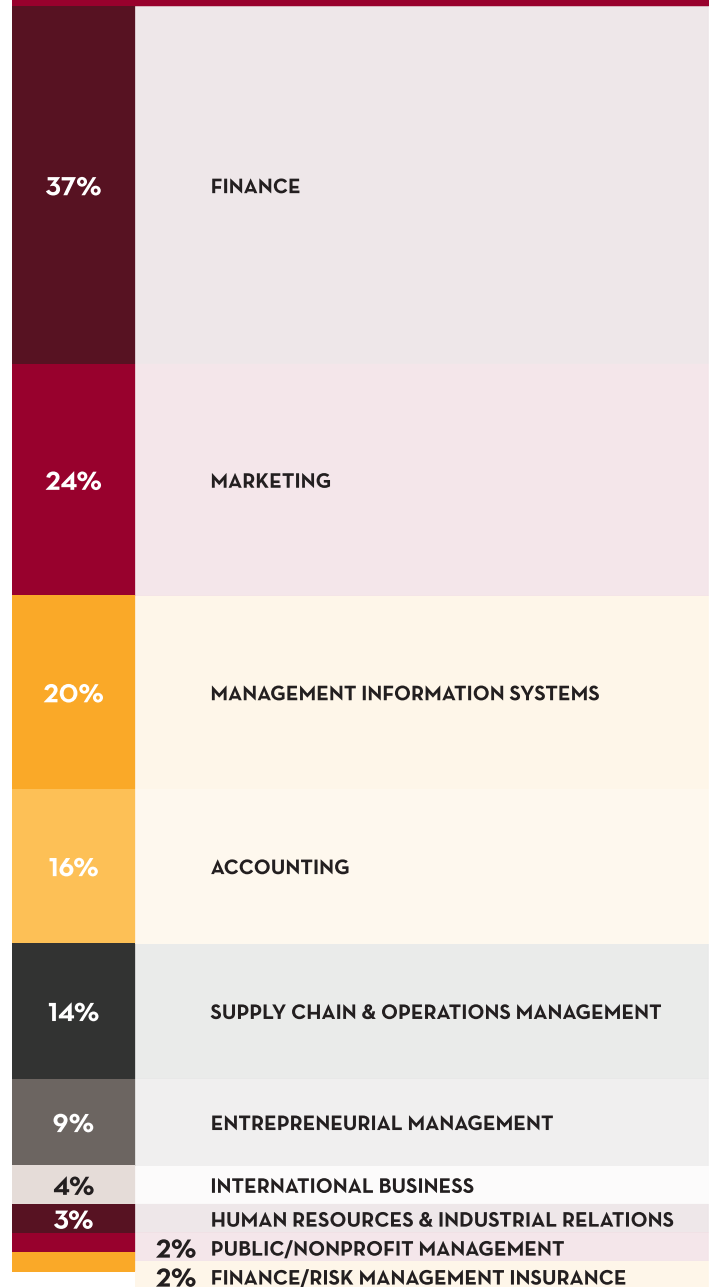
FIRST-YEAR CLASS OF 2024



GEOGRAPHIC REPRESENTATION



CLASS OF 2020 DEGREES BY MAJOR



*Exceeds 100% due to students pursuing multiple majors.



CARLSON SCHOOL
OF MANAGEMENT

UNIVERSITY OF MINNESOTA