



FULL-TIME MASTER OF  
BUSINESS ADMINISTRATION

Employment  
*Report*  
2025

# LETTER FROM THE Executive Director



Greetings from the Carlson Business Career Center,

I'm pleased to share the employment results for the Full-Time MBA Class of 2025 at the Carlson School of Management. This year brought significant changes, including the successful merger into one unified career center serving all undergraduate and graduate business students, as well as some headwinds in the graduate job market. Despite these challenges, our outcomes remained steady. We continued to expand career engagement opportunities across the student experience and strengthened our lifelong support for alumni—serving an average of 90 alumni per month through one-on-one coaching and hosting multiple alumni job search groups with roughly 40 alumni participants each. It has been deeply rewarding for our team to serve the Carlson community throughout every stage of their career journey.

This year, **83% of our Full-Time MBA graduates** from the Class of 2025 received job offers within three months of graduation, consistent with last year's employment rate. The average base salary was **\$135,058, reflecting a 3% increase** from the previous year.

#### Other key highlights from this year:

- This was the fourth year we tracked work format, and we saw a significant shift: more than half of employers (52%) required fully in-person work, while 42% offered hybrid arrangements. This represents a major increase from last year, when only 26% required fully in-person work.
- Despite a challenging job market, students continued to rely on our office for career support and employer connections. 63% of students reported receiving offers through our office—a 10% increase from last year.
- Carlson's diverse industry connections remain a key strength. Our students benefit from opportunities across multiple sectors, reducing reliance on any single industry. This year's top employers once again reflected a balanced mix of healthcare, consulting, retail, finance, and consumer packaged goods.

In-person engagement with employers continues to thrive, supported by our location in a vibrant metro area. This year, we hosted 389 on-campus or company-site events, representing 277 unique employers. Our coaches conducted more than 6,000 one-on-one appointments and delivered dozens of workshops. It's been inspiring to see our employer partners design creative experiences—on campus, in classrooms, and throughout the community—that help students connect their Carlson education to meaningful career opportunities.

We are proud to again offer our Carlson Inclusive Employer Program, featuring insights from student leaders and recruiting experts on what it means to be a best-in-class recruiter who engages and supports all students. More than 70 employers have completed the training, and we're excited to continue evolving the program to ensure it remains relevant and valuable for both our recruiting partners and our students.

We're deeply grateful for the continued support of our vibrant business community, alumni, and friends of Carlson. Your partnership makes our work possible and meaningful.

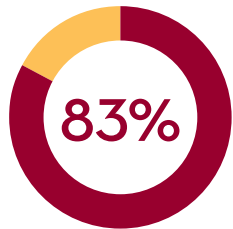
Thank you, as always, for your collaboration and commitment to our students. Go Maroon & Gold!

Best,  
Maggie



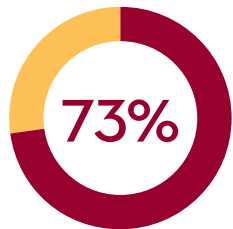
**MAGGIE TOMAS**

*Executive Director  
Carlson Business Career Center  
mtomas@umn.edu*



of 2025 graduates **received** employment offers within three months after graduation

- 90% with U.S. work authorization
- 73% without U.S. work authorization



of 2025 graduates **accepted** employment offers within three months after graduation

- 85% with U.S. work authorization
- 54% without U.S. work authorization

### BASE SALARY

Mean  
**\$135,058**

Range \$60,000  \$192,000

- \$138,168 mean salary with U.S. work authorization
- \$121,286 mean salary without U.S. work authorization
- \$125,181 mean salary for women
- \$135,076 mean salary for non-business undergraduate majors
- \$128,875 mean salary for students of color

### SIGNING BONUS

Mean  
**\$30,317**

Range \$2,500  \$100,000

80

GRADUATES

66

GRADUATES SEEKING  
FULL-TIME EMPLOYMENT

# FULL-TIME MBA - CLASS OF 2025 Employment Report



BY FUNCTION	PERCENT	AVERAGE SALARY
Marketing & Sales	33.3%	\$117,727
Finance/Accounting	25%	\$127,578
Consulting	18.8%	\$179,111
General Management	8.3%	\$112,500
Operations & Logistics	6.2%	N/A
Other (incl. HR)	8.4%	N/A

BY INDUSTRY	PERCENT	AVERAGE SALARY
Healthcare	18.8%	\$120,125
Consulting	16.7%	\$186,000
Financial Services	12.5%	\$138,700
Consumer Packaged Goods	10.4%	\$110,750
Retail	8.3%	\$136,250
Manufacturing	6.2%	\$101,000
Technology	6.2%	N/A
Non-Profit	4.2%	N/A
Energy	2.1%	N/A
Government	2.1%	N/A
Transportation & Logistics	2.1%	N/A
Other	10.40%	N/A

# #2

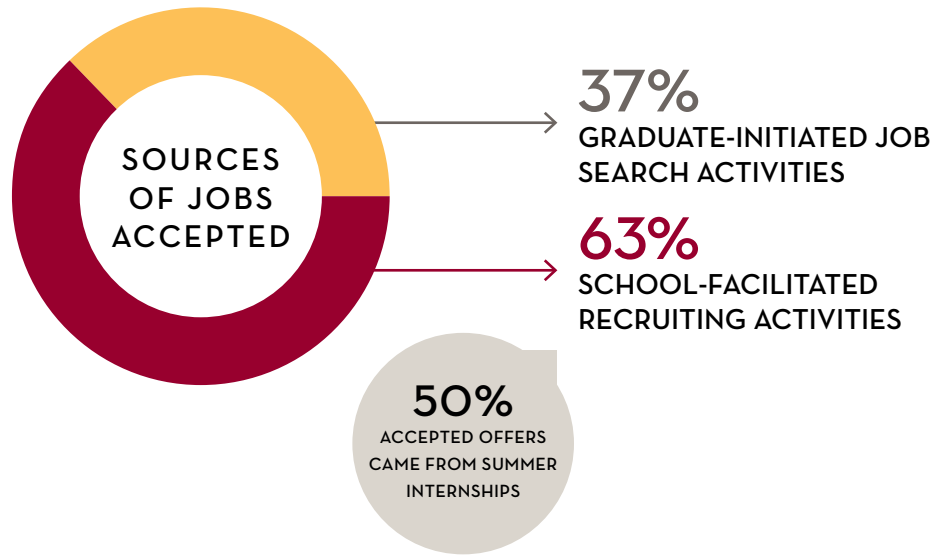
MILITARY-FRIENDLY®, 2024-2025  
GRADUATE SCHOOLS -  
MBA PROGRAM



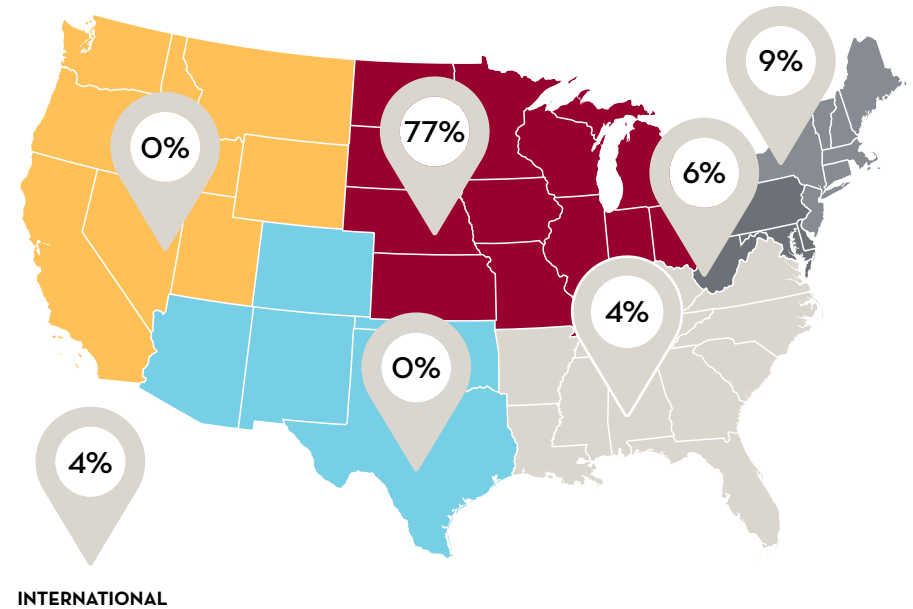
# #15

AMONG PUBLIC UNIVERSITIES  
U.S. News & World Report, 2025

# FULL-TIME MBA - CLASS OF 2025 Employment Report

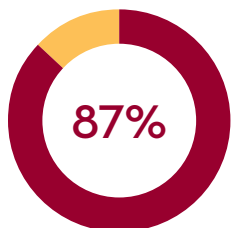


## WHERE STUDENTS ACCEPTED JOBS



# FULL-TIME MBA - CLASS OF 2026

## Internship Report



**accepted**  
internship offers

### HOURLY RATE

Mean  
**\$48.29**

Range

\$6.25

\$108.15

**\$48.88** with U.S. work authorization  
**\$45.57** without U.S. work authorization

BY FUNCTION	PERCENT	AVERAGE RATE
Marketing & Sales	34.5%	\$42.11
Consulting	18.0%	\$68.13
General Management	13.1%	\$54.87
Finance/Accounting	11.5%	\$40.83
Operations & Logistics	8.2%	\$33.84
Other (incl. HR)	14.7%	\$46.13

BY INDUSTRY	PERCENT	AVERAGE RATE
Healthcare	23.1%	\$44.42
Consulting	13.1%	\$70.53
Consumer Packaged Goods	11.5%	\$49.96
Financial Services	11.5%	\$46.43
Manufacturing	8.2%	\$49.93
Non-Profit	8.2%	\$24.38
Real Estate	4.9%	\$25.62
Technology	3.3%	N/A
Other Job Functions (incl. Energy, Hospitality, Media, Retail)	16.2%	\$50.34

74  
STUDENTS

10  
MINNESOTA CARLSON STUDENTS RECEIVED  
CAREER CENTER-SUPPORTED FELLOWSHIPS

69  
STUDENTS SEEKING  
INTERNSHIPS

# COMPANIES THAT HIRED Minnesota Carlson MBA Students



3M	<b>Deloitte*</b>	Kenvue	Piper Sandler
Akros Advisory	Delta Dental**	Korn Ferry	<b>Post Consumer Brands*</b>
Amazon.com**	DynaPulse Medical	<b>KOST Management***</b>	RTX
Amgen**	<b>Ecolab*</b>	Land O'Lakes	RubyWell
Apex Service Partners	Edgewood Real Estate Investment Trust	McKinsey & Company	Schwan's Company
Apex Trader Funding	Edward Jones	Medallion Capital	Sit Investment Associates
APi Group**	Emerson**	<b>Medtronic*</b>	Strategic Education, Inc
<b>Boston Consulting Group***</b>	Federal Reserve Bank of Minneapolis	Melissa's Botanicals	<b>Target Corporation*</b>
<b>Boston Scientific***</b>	General Mills	Microsoft**	U.S. Air Force
The Campbell's Company	Harris Williams	Minnesota Judicial Branch	U.S. Citizenship and Immigration Services
Capital One**	HCA Healthcare	MISO	UnitedHealth Group
CIGNA	Infosys	Navy Federal Credit Union**	<b>University of Minnesota***</b>
The Cigna Group	ISACA	Novel Energy Solutions**	Walmart**
CommScope**	Johnson & Johnson	PepsiCo	Whole Foods Market**
Davanni's Pizza & Hot Hoagies	<b>JPMorgan Chase*</b>	Phillips-Medisize**	World Wildlife Fund
DaVita			

\*Companies were top hirers in 2025 (bold)

\*\*Hired an international student for full-time role or internship

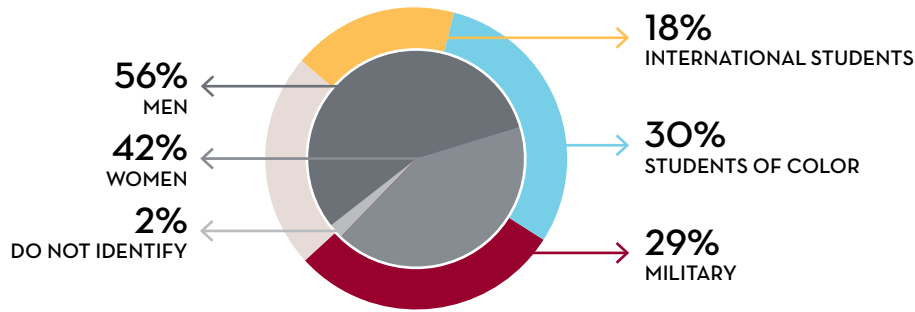
\*\*\*Companies were top hirers in 2025 and hired an international student for full-time role or internship



# FULL-TIME MBA Class Profiles

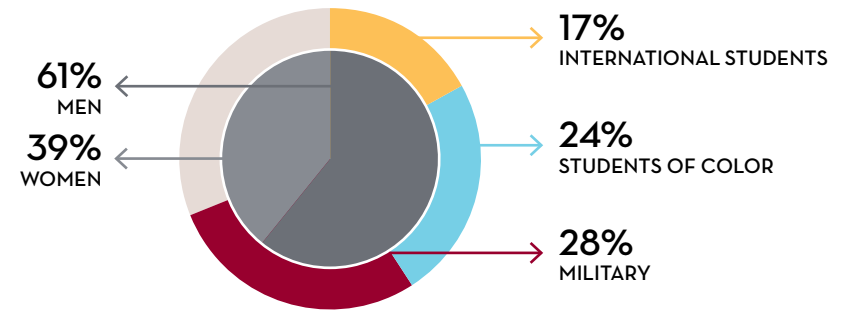


## CLASS OF 2026



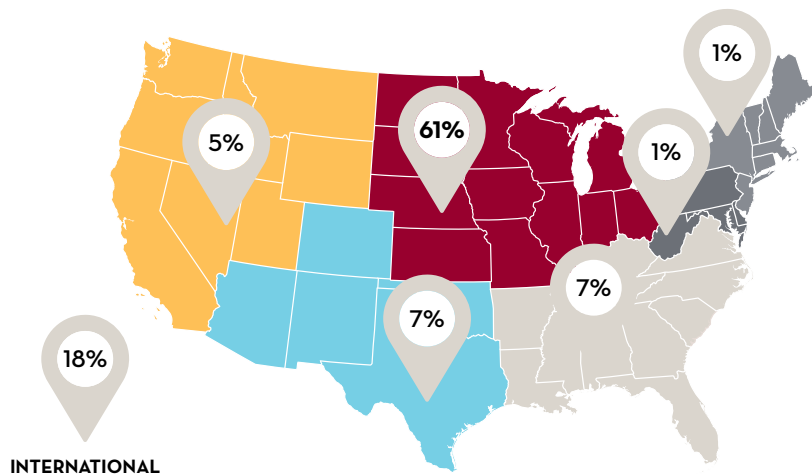
MEDIAN GMAT SCORE **660**  
 AVERAGE AGE AT MATRICULATION **30**  
 AVERAGE FULL-TIME WORK EXPERIENCE **6 YEARS**

## CLASS OF 2027

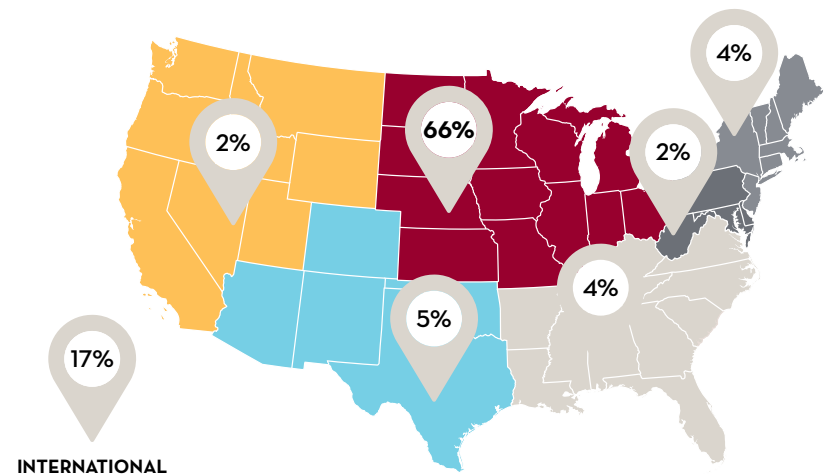


MEDIAN GMAT SCORE **710**  
 AVERAGE AGE AT MATRICULATION **29**  
 AVERAGE FULL-TIME WORK EXPERIENCE **5 YEARS**

## GEOGRAPHIC REPRESENTATION



## GEOGRAPHIC REPRESENTATION





**CARLSON SCHOOL**  
OF MANAGEMENT

---

UNIVERSITY OF MINNESOTA

**Carlson Business Career Center**

Carlson School of Management  
University of Minnesota  
1925 South 4th Street, Suite 2-100  
Minneapolis, Minnesota 55455-0438

© 2025 by the Regents of the University of Minnesota. All rights reserved.  
The University of Minnesota is an equal opportunity educator and employer.