

# EMPLOYMENT STATISTICS

CLASS OF 2019

## THE CARLSON ADVANTAGE:

Leading companies count on the Carlson School of Management to shape skilled, knowledgeable, and enthusiastic young professionals who are well prepared to face the business challenges of tomorrow. When you recruit from the Carlson School, you'll meet exceptional candidates who have tackled a rigorous curriculum designed to foster leadership and innovation.

## THE CARLSON SCHOOL OFFERS EVERY STUDENT:

**Access to an Innovative Curriculum** focused on business fundamentals from year one

**Exposure to the Global Business Landscape** through a required international experience

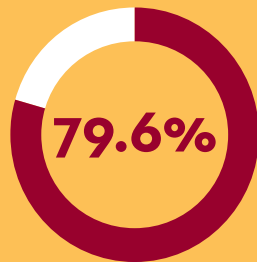
**A Variety of Options to Study the Wide World of Business** with 10 academic major and 12 minor programs to choose from

**Opportunities to Partner with Leading Organizations** through internships, jobs, and mentorships with an array of *Fortune* 500 companies

**Enrichment Activities Beyond the Classroom** through 20+ student organizations, case competitions, leadership camps, and experiential learning opportunities



EMPLOYMENT FOR THE CLASS OF 2019



RECEIVED OFFERS BEFORE OR BY GRADUATION



\$59,221

UNDERGRADUATE AVERAGE STARTING SALARY



80%

EMPLOYED IN MINNESOTA

\*Full-time opportunity, graduate school, volunteering, or joining the military within 90 days of graduation.

#19

BEST UNDERGRADUATE BUSINESS PROGRAMS

*U.S. News & World Report, 2020*

#6

MANAGEMENT INFORMATION SYSTEMS PROGRAM

*U.S. News & World Report, 2020*

#21

BEST UNDERGRADUATE BUSINESS SCHOOL

*Poets & Quants, 2018*

# EMPLOYERS THAT HIRE CARLSON SCHOOL STUDENTS

## CLASS OF 2019

3M	City of Minneapolis	Grant Thornton	Narrate Films/ Self-Employed	Start-up
Abbott Laboratories	CliftonLarsonAllen	Guy Carpenter	National Football League	State of MN
Abdo Eick & Meyers, LLP	Clinkware	Hajoca Corp	National Hockey League	Stella & Chewy's
Accelytics Consulting	COFCO Group	Harris Williams	National Marrow Donor Program	Stinson, LLP
Accenture	Colle McVoy	Herzl Camp Assn	Neiman Marcus	Strategy&
Adfaith Consulting	Connor McGrew Films	Holdahl Company	Nestle	Sumitomo Mitsui Banking Corporation
Advanced Concrete and Masonry	Copeland Buhl	Honeywell	NetSuite at Oracle	Sun Country Airlines
Air Force	CorTrust Bank	Houlihan Lokey	Nielsen	SunTrust Robinson Humphrey
ALDI	Cummins	IBM	Nike	SUPERVALU, Inc.
Allianz	Dealer Teamwork LLC	ICF Next	Northland Capital Markets	Take Action Tutoring LLC
Altus Marketing and Business Development	Dell	IETSO, LLC	Northrop Grumman	Tapemark
Amazon	Deloitte	IFT	Northwestern Mutual	Target
American Preclinical Services	Deloitte Consulting	iLoan Home Mortgage	nVent	TBWA World Health (Omnicom Health Group)
Ameriprise Financial	Dicks Sporting Goods	Inprela Communications	Olympic Steel	TCF Bank
Anaplan	Digital River	Intelligere	Omni Glass & Paint Inc.	Teach for America
Andersen Corporation	Diversatek Healthcare	Ipsos	Oracle Netsuite	Textron Inc
Arch Capital Group	Domo Ramen	J.P. Morgan Chase	Ovative Group	The Big Know
AT&T	Duff & Phelps	Jack Link's	Paradise Capital	The Boston Consulting Group
Atomic Data	Duluth Pack	Jamf	Piper Jaffray	The Kenrich Group
Avanade	DV Trading LLC	Jefferies	Plyo	The Shelby Group
Avirat, Inc.	Eastek International	Jefferson Lines	Polaris	THINX
Bach Society of Minnesota	Eaton Corporation	JLL	Presbyterian Homes & Services	Thomson Reuters
Bain & Company	Eaton Corporation	JPMorgan Chase	PRGX USA	Thrivent
Baker Tilly	eCapital Advisors	Keyot	Prime Therapeutics	Travelers
Baker Tilly Search & Staffing	Ecolab	Kimley-Horn	Procter & Gamble	TripleTree
Be The Match	Eide Bailly	Kohl's	Protiviti	U.S. Bank
Bee-line Communications, Inc.	Eli Lilly and Co	KPMG	PWC	Unbankd
Bemis Company	Elite EXTRA	Land O Lakes, Inc.	Radian Consulting	UNFI
BerganKDV	Enterprise Holdings	Lazard Middle Market	Raymond James	United Nations
Best Buy	Epic	Life Floor	Redpath and Company	UnitedHealth Group/Optum
Blue Cross Blue Shield of Minnesota	EPIK	Life Time, Inc.	RSM	University of Minnesota
BMO Capital Markets	Expeditors International	Lockheed Martin	Ryerson	Unum
BMO Harris Bank	EY	Loft by Ann Taylor	Safran	USA Hockey
Boom Lab	Eyebobs	Love Your Melon	SAP Japan	Vantage Financial
Boston Scientific	Farm Bureau Financial Services	Lubrication Technologies, Inc.	Sauk Rapids-Rice School District	Venture Capital
Boyum & Barenscbeer PLLP	FDIC	Marcus & Millichap	Sequel Response	Waste Connections Inc.
C.H. Robinson	Federal Reserve Bank of Chicago	Martin Patrick 3	Sezzle	Wells Fargo
Call Box	Field Nation	MDI Vestors	Shenehon Company	West Monroe Partners
Cargill	FIS	Medasource	Shoreview	Weyco Group, Inc
Carl Zeiss	FitnessOnDemand	Medtronic	SHYLD Academy	Whitecap Health Advisors
CBRE	Gartner, Inc.	Meghan Swanson LLC	Sikich	Willis Towers Watson
Center of the American Experiment	GE Healthcare	Merkle	Slalom	Wurth Industry North America
Cirrus Aircraft	General Mills	Michael Kors	Sleep Number Corporation	Xcel Energy
Cirtec Medical	Go Radio	Microsoft	Smith Schafer	Zipnosis
Citi	Goldenberg Law, PLLC	MillerCoors	SPS Commerce	
	Goldman Sachs	MN Department of Revenue	SS&C	
	Gopher Angels	Morgan Stanley		
	Graco Inc.	Mossier		

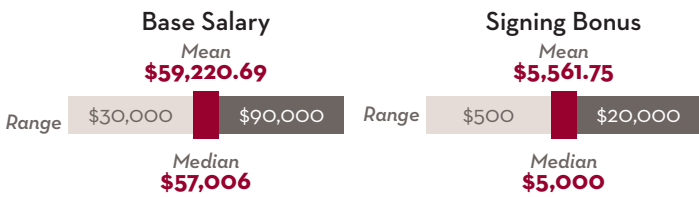
# EMPLOYMENT STATISTICS

## CLASS OF 2019



of 2019 graduates received a job offer, started their own business, joined the military, or were accepted into graduate school within 90 days of graduation.

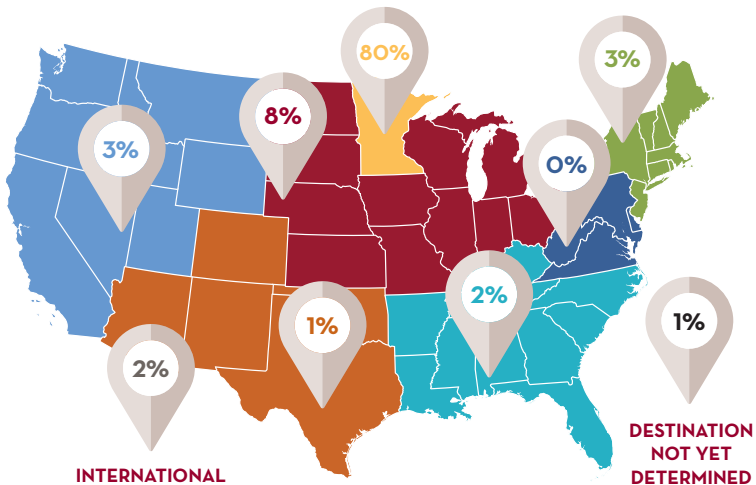
### CLASS OF 2019



#### Base salary range by function

	Min	Mean	Max
Accounting	\$40,000	<b>\$55,290.80</b>	\$70,000
Analytics	\$35,000	<b>\$55,759.09</b>	\$75,000
Consulting	\$47,500	<b>\$66,235.74</b>	\$90,000
Finance	\$35,000	<b>\$60,285.55</b>	\$84,000
Finance - Investment Banking	\$50,000	<b>\$81,346.15</b>	\$85,000
General Management	\$39,500	<b>\$55,550.00</b>	\$80,000
Human Resources	\$40,000	<b>\$51,428.57</b>	\$65,000
Information Technology	\$45,000	<b>\$62,896.77</b>	\$76,000
Logistics	\$39,000	<b>\$50,000.00</b>	\$65,000
Marketing/Sales	\$30,000	<b>\$54,165.80</b>	\$70,000
Operations/Production	\$40,000	<b>\$56,700.00</b>	\$70,000

### EMPLOYMENT BY REGION



### EMPLOYMENT BY FUNCTION

19%	FINANCE
17%	ACCOUNTING
15%	CONSULTING
14%	MARKETING/SALES
7%	OPERATIONS/PRODUCTION
7%	HUMAN RESOURCES
5%	INVESTMENT BANKING
5%	ANALYTICS
4%	INFORMATION TECHNOLOGY
3%	GENERAL MANAGEMENT
1%	ENTREPRENEUR/FOUNDER
1%	LOGISTICS
1%	EDUCATION
1%	OTHER

### EMPLOYMENT BY INDUSTRY

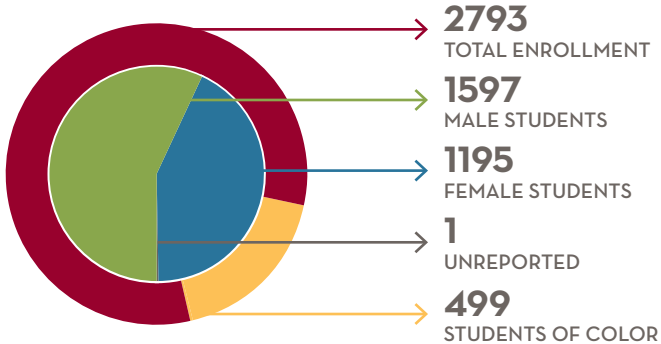
19%	ACCOUNTING
16%	FINANCIAL SERVICES
13%	CONSULTING
9%	RETAIL
8%	MANUFACTURING
6%	HEALTHCARE
6%	TECHNOLOGY/SCIENCE
4%	CONSUMER PACKAGED GOODS
3%	PHARMA/BIOTECH
2%	SPORTS/LEISURE
2%	INSURANCE
2%	MARKETING/ADVERTISING/PR
2%	GOVERNMENT
8%*	AEROSPACE EDUCATION ENERGY MEDIA/ENTERTAINMENT NONPROFIT OTHER REAL ESTATE/CONSTRUCTION TRANSPORTATION/LOGISTICS

\*Industries with less than 1% each.

# EMPLOYMENT STATISTICS

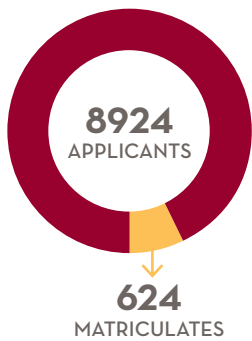
CLASS OF 2019

## 2018-2019 ACADEMIC YEAR



**3.44**  
CLASS OF 2019 AVERAGE GPA AT GRADUATION

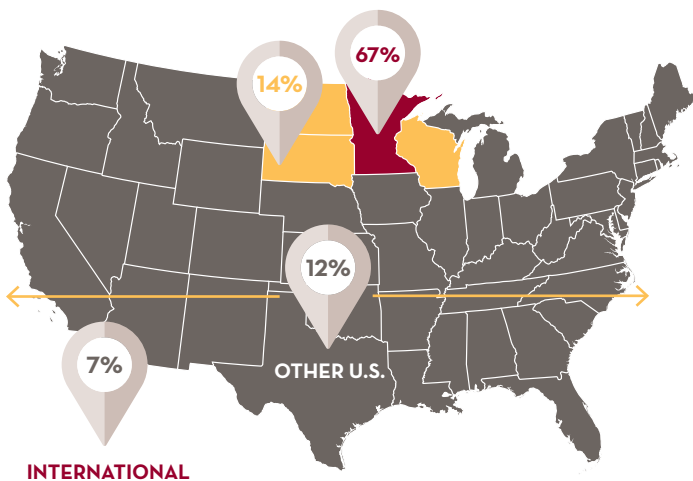
## FRESHMEN CLASS OF 2023



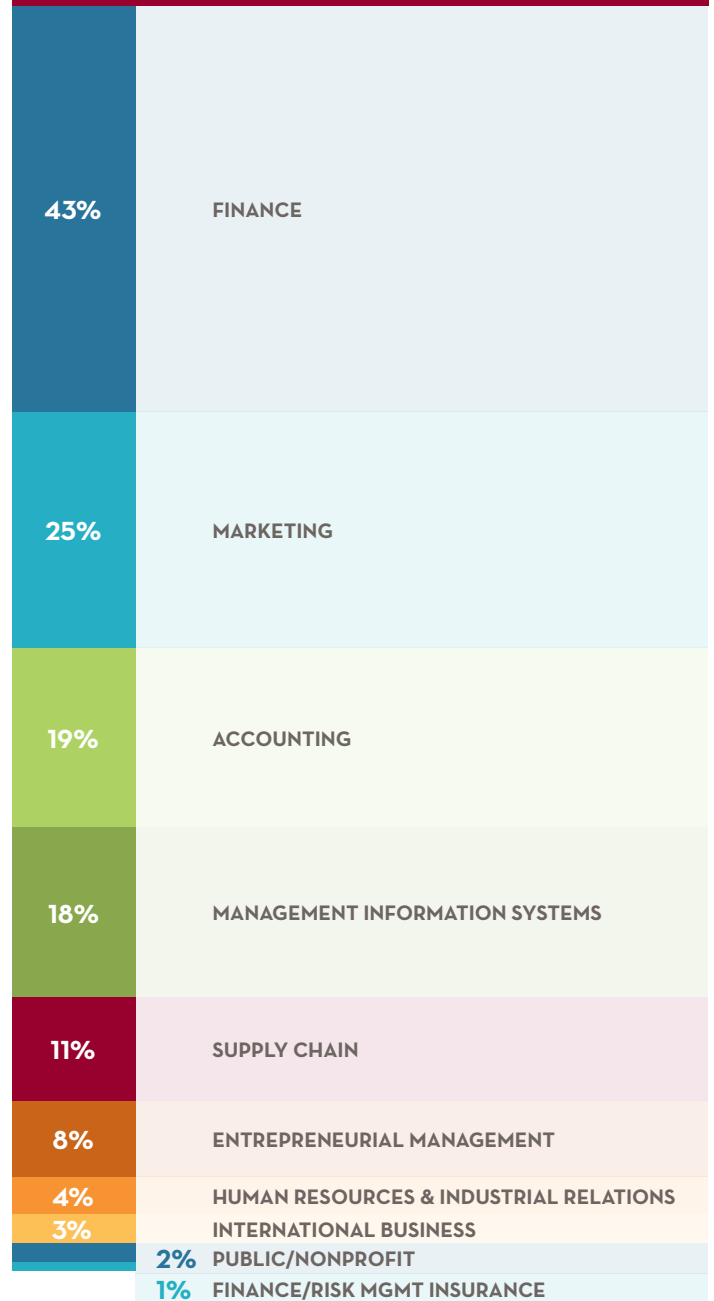
**29.8**  
AVERAGE ACT COMPOSITE SCORE

**89%**  
AVERAGE HS RANK OF ADMITTED STUDENTS

## GEOGRAPHIC REPRESENTATION



## CLASS OF 2019 DEGREES BY MAJOR



\*Exceeds 100% due to students pursuing multiple majors.



CARLSON SCHOOL  
OF MANAGEMENT

UNIVERSITY OF MINNESOTA